

Knitting Inspiration: Plymouth F468 Encore Worsted Yarn Pattern Basketweave Prayer Shawl

: Unveil the Beauty of Plymouth Encore Worsted

Step into the captivating world of Plymouth F468 Encore Worsted Yarn and let its vibrant hues and soft texture tantalize your senses. This exceptional yarn, crafted from a blend of high-quality acrylic and wool, epitomizes both durability and comfort. As you embark on your knitting adventure with Encore Worsted, you'll discover a yarn that is not only a pleasure to work with but also yields stunning results.



Plymouth F468 Encore Worsted Yarn Pattern

Basketweave Prayer Shawl (I Want To Knit) by Royal Yarns

★★★★☆ 4.4 out of 5


Language : English
File size : 504 KB
Text-to-Speech : Enabled
Screen Reader : Supported
Enhanced typesetting : Enabled
Print length : 8 pages
Lending : Enabled





Basketweave Prayer Shawl: A Symbol of Hope and Comfort

Embrace the profound symbolism of the Basketweave Prayer Shawl as you knit this meaningful creation. Traditionally used as a comforting wrap during times of prayer and meditation, this shawl embodies warmth, compassion, and a deep connection to the divine. As you stitch each row, envision the love and prayers that will be woven into its fabric, bringing solace and inspiration to those who receive it.



Witness the exquisite beauty and profound symbolism of the Basketweave Prayer Shawl.

Step-by-Step Knitting Guide: Embark on Your Creative Journey

Materials You'll Need:

- 5 skeins of Plymouth F468 Encore Worsted Yarn (approximately 1000 yards)

- Size 8 (5mm) knitting needles
- Tapestry needle for weaving in ends
- Scissors

Instructions:

Cast On: Cast on 200 stitches (or an even number of stitches) using your size 8 knitting needles.

Basketweave Pattern:

1. **Row 1:** Knit 1, purl 3, repeat across.
2. **Row 2:** Knit 3, purl 1, repeat across.
3. **Rows 3-6:** Repeat Rows 1 and 2.
4. **Row 7:** Knit 2, purl 2, repeat across.
5. **Row 8:** Knit 2, purl 2, repeat across.

Continue the pattern, alternating Rows 1-6 and Rows 7-8 until the shawl reaches your desired length. (For a medium-sized shawl, work approximately 80-100 rows.)

Bind Off: Bind off all stitches using your preferred method.

Weave in Ends: Use a tapestry needle to weave in any loose ends.



Inspiring Color Combinations: Unleash Your Inner Artist

Let your creativity soar as you explore the mesmerizing array of colorways available in Plymouth Encore Worsted Yarn. From soft pastels to vibrant jewel tones, each shade evokes a unique emotion and invites you to create a shawl that truly reflects your personal style. Consider pairing contrasting colors for a bold and eye-catching look, or blend complementary hues for a harmonious and soothing effect.



Discover the endless possibilities and unleash your inner artist with the captivating color palette of Plymouth Encore Worsted Yarn.

The Meaningful Gift: Share the Warmth and Comfort

Knitted with love and intention, a Basketweave Prayer Shawl becomes a cherished keepsake, offering warmth and comfort to those who receive it. Whether it's a thoughtful gift for a friend or family member in need of support, or a heartfelt expression of gratitude for a special someone, this shawl carries with it a message of hope, healing, and the power of human connection.



: A Journey of Meaning and Inspiration

As you knit each stitch of your Basketweave Prayer Shawl with Plymouth F468 Encore Worsted Yarn, embrace the transformative power of this creative endeavor. Allow the vibrant colors and intricate pattern to inspire your imagination and connect you to a deeper sense of purpose. Whether you're a seasoned knitter or just starting your journey, this project invites you to experience the joy of creating something truly meaningful and beautiful. Embrace the symbolism of this shawl and share its warmth and comfort with the world.

Plymouth F468 Encore Worsted Yarn Pattern

Basketweave Prayer Shawl (I Want To Knit) by Royal Yarns


★★★★☆ 4.4 out of 5

Language : English

File size : 504 KB




Text-to-Speech : Enabled
Screen Reader : Supported
Enhanced typesetting : Enabled
Print length : 8 pages
Lending : Enabled



Discover the Culinary Treasures of Texas: The Lone Star Heritage Cookbook with Over 200 Delectable Recipes

Exploring the Flavors of the Lone Star State Embark on a culinary journey through the vast and diverse landscapes of Texas with The Lone Star Heritage Cookbook, an...



How To Be Okay When Things Are Not Okay: A Comprehensive Guide

Life is full of ups and downs. There will be times when everything seems to be going your way, and there will be times when it feels like the whole...