


Guide To Greater Understanding Solutions

In today's fast-paced, ever-changing world, it can be difficult to keep up with the latest trends and developments. This is especially true when it comes to technology, where new advancements are being made all the time. As a result, many people find themselves feeling overwhelmed and confused when it comes to making decisions about their technology needs. This guide is designed to help you better understand the different solutions available to you, so that you can make informed decisions about the best way to meet your needs.

What are the different types of technology solutions?

There are a wide variety of technology solutions available, each with its own unique set of features and benefits. Some of the most common types of technology solutions include:



Teaching for Diversity: A Guide to Greater Understanding (Solutions) by Ricardo L. Garcia

★★★★☆ 4 out of 5

Language : English
File size : 1241 KB
Text-to-Speech : Enabled
Enhanced typesetting : Enabled
Word Wise : Enabled
Print length : 204 pages
Screen Reader : Supported



- **Hardware:** Hardware refers to the physical components of a computer system, such as the processor, memory, and storage devices.
- **Software:** Software refers to the programs that run on a computer system. This includes operating systems, applications, and utilities.
- **Networking:** Networking refers to the technologies that connect computers and other devices together. This includes wired and wireless networks, as well as the Internet.
- **Security:** Security refers to the technologies that protect computer systems and data from unauthorized access, use, disclosure, disruption, modification, or destruction.
- **Cloud computing:** Cloud computing refers to the delivery of computing resources over the Internet. This includes services such as storage, backup, and computing power.

How do I choose the right technology solution for me?

The best way to choose the right technology solution for you is to start by identifying your needs. What are you trying to achieve with this solution? Once you know what you need, you can start to research the different options available to you. It's important to compare the features and benefits of each solution, as well as the cost and complexity of implementation.

What are the benefits of using technology solutions?

There are many benefits to using technology solutions, including:

- **Increased productivity:** Technology solutions can help you to automate tasks, streamline workflows, and improve communication. This can lead to increased productivity and efficiency.

- **Reduced costs:** Technology solutions can help you to save money by reducing the need for hardware, software, and IT support.
- **Improved security:** Technology solutions can help you to protect your data and systems from unauthorized access, use, disclosure, disruption, modification, or destruction.
- **Enhanced collaboration:** Technology solutions can help you to collaborate with colleagues, customers, and partners more easily and effectively.
- **Greater innovation:** Technology solutions can help you to develop new products and services, and to improve existing ones.

How can I get started with using technology solutions?

There are many ways to get started with using technology solutions. One way is to consult with a technology expert. They can help you to identify your needs and find the right solutions for you. Another way to get started is to research the different solutions available online. There are many websites and articles that can provide you with information about the different types of solutions available, as well as their features and benefits.

Once you have identified the right solutions for you, you can start to implement them. This may involve purchasing new hardware or software, or it may simply involve changing the way you use existing technology. It's important to take the time to learn how to use the new solutions effectively. This will help you to get the most out of your investment.


Technology solutions can provide a number of benefits for your business. They can help you to increase productivity, reduce costs, improve security, enhance collaboration, and foster innovation. By taking the time to

understand the different solutions available and how to use them effectively, you can put your business on the path to success.

Here are some additional tips for getting started with technology solutions:

- Start small. Don't try to implement too many solutions at once. Start with a few key solutions that you can easily implement and use.
- Get help from a technology expert. If you're not sure how to implement a particular solution, get help from a technology expert.
- Train your employees. Make sure your employees are trained on how to use the new solutions. This will help them to get the most out of the solutions and to avoid any problems.
- Monitor your results. Once you have implemented a solution, monitor your results to see how it is performing. This will help you to make sure that the solution is meeting your needs and that you are getting the most out of your investment.

By following these tips, you can get started with technology solutions and start reaping the benefits.




Teaching for Diversity: A Guide to Greater Understanding (Solutions) by Ricardo L. Garcia

★★★★☆ 4 out of 5

Language : English
File size : 1241 KB
Text-to-Speech : Enabled
Enhanced typesetting : Enabled
Word Wise : Enabled
Print length : 204 pages
Screen Reader : Supported


FREE

DOWNLOAD E-BOOK



Discover the Culinary Treasures of Texas: The Lone Star Heritage Cookbook with Over 200 Delectable Recipes

Exploring the Flavors of the Lone Star State Embark on a culinary journey through the vast and diverse landscapes of Texas with The Lone Star Heritage Cookbook, an...



How to Be Okay When Things Are Not Okay: A Comprehensive Guide

Life is full of ups and downs. There will be times when everything seems to be going your way, and there will be times when it feels like the whole...