

Duct Tape Animals: Create with Duct Tape and Unleash Your Imagination

In the realm of art, where creativity knows no bounds, the humble duct tape has emerged as an unexpected yet versatile medium. Enter the fascinating world of duct tape animals, where imagination takes flight and ordinary tape transforms into extraordinary animal sculptures.



Duct Tape Animals (Create with Duct Tape)

by Elizabeth Dugan

★★★★☆ 4 out of 5

Language : English

File size : 7829 KB

Screen Reader : Supported

Print length : 32 pages



The Art of Duct Tape Animals

Duct tape animal art is a unique form of sculpture that combines the practicality of duct tape with the boundless possibilities of the imagination. It's a testament to the transformative power of art, where everyday objects become canvases for creativity. These animals, meticulously crafted using layers of colorful duct tape, capture the essence of their real-life counterparts with lifelike details and vibrant hues.

The beauty of duct tape animals lies in their accessibility. Duct tape is an inexpensive and readily available material, making it an ideal choice for artists of all ages and skill levels. It's a versatile material that allows for a

wide range of techniques, from simple wraps to intricate folds, giving rise to animals with distinct personalities and expressions.

The Duct Tape Animal Community

The world of duct tape animals is a vibrant and supportive community. Artists from around the globe share their creations, inspire each other, and push the boundaries of this unique art form. Online forums, social media groups, and workshops provide a platform for artists to connect, exchange ideas, and showcase their latest works.

The community celebrates diversity and welcomes artists of all backgrounds. Beginners and experienced creators alike find a sense of belonging, sharing their passion for duct tape animals and encouraging each other's artistic journeys.

Techniques and Styles

Creating duct tape animals involves a variety of techniques, each contributing to the unique character of the finished piece. Artists employ basic wrapping techniques to form the animal's body, while more advanced techniques, such as folding and sculpting, add intricate details and bring the animal to life.

The choice of colors and patterns further enhances the animal's personality. Artists use solid colors to create sleek and minimalist animals, while vibrant patterns and textures add a touch of playfulness and whimsy. Some artists even incorporate other materials, such as fabric scraps or beads, to add further embellishments.

Inspiration and Ideas

Inspiration for duct tape animals can come from anywhere. Artists draw inspiration from the animal kingdom, nature, pop culture, and their own imaginations. From majestic lions to whimsical unicorns, the possibilities are endless.

To get started, начинающие художники can choose simpler animal designs, such as a dog or a cat. As their skills progress, they can 挑戦 more complex animals, such as wolves or horses. The key is to let your imagination run wild and explore different techniques to create your own unique duct tape animal.


Duct Tape Animals as Art

Duct tape animals have gained recognition as a legitimate art form. They have been featured in galleries, museums, and art exhibitions around the world. These sculptures challenge traditional notions of art, demonstrating that creativity can flourish in unexpected places.

Duct tape animals are not only visually appealing but also carry a deeper meaning. They represent the transformative power of art, the beauty of imagination, and the endless possibilities that lie within everyday objects.

The world of duct tape animals is a testament to the boundless possibilities of creativity. It invites us to embrace the unexpected, to see the potential in ordinary materials, and to unleash our imaginations. Whether you are a seasoned artist or a curious beginner, the world of duct tape animals welcomes you to join its vibrant community and create extraordinary works of art.

So, gather your duct tape, let your imagination soar, and embark on the fascinating journey of duct tape animal creation. Who knows what extraordinary creatures you'll bring to life?



Duct Tape Animals (Create with Duct Tape)

by Elizabeth Dugan


★★★★☆ 4 out of 5

Language : English

File size : 7829 KB


Screen Reader: Supported

Print length : 32 pages



Discover the Culinary Treasures of Texas: The Lone Star Heritage Cookbook with Over 200 Delectable Recipes

Exploring the Flavors of the Lone Star State Embark on a culinary journey through the vast and diverse landscapes of Texas with The Lone Star Heritage Cookbook, an...



How To Be Okay When Things Are Not Okay: A Comprehensive Guide

Life is full of ups and downs. There will be times when everything seems to be going your way, and there will be times when it feels like the whole...

